




---

---

---


A  al Re











Notes to Financials:

There has been some good reverse ratings activities this year. Notable mention to the K-6...




**Oxley College P&F Association**

**Unaudited**

**Balance Sheet**

	2023	2022
<b>Current Assets</b>		
Bank	15,100.00	15,100.00
Accounts Receivable	10,000.00	10,000.00
Prepaid Expenses	5,000.00	5,000.00
Other Assets	10,000.00	10,000.00
<b>Total Current Assets</b>	<b>40,100.00</b>	<b>40,100.00</b>
<b>Liabilities</b>		
Accounts Payable	10,000.00	10,000.00
Other Liabilities	10,000.00	10,000.00
<b>Total Liabilities</b>	<b>20,000.00</b>	<b>20,000.00</b>
<b>Equity</b>		
Retained Earnings	20,100.00	20,100.00
<b>Total Equity</b>	<b>20,100.00</b>	<b>20,100.00</b>
<b>Total</b>	<b>40,100.00</b>	<b>40,100.00</b>



## Profit and Loss

2,592.75  
549.55

### Trading Income



Athletics Day  
BRO - GD, Champ

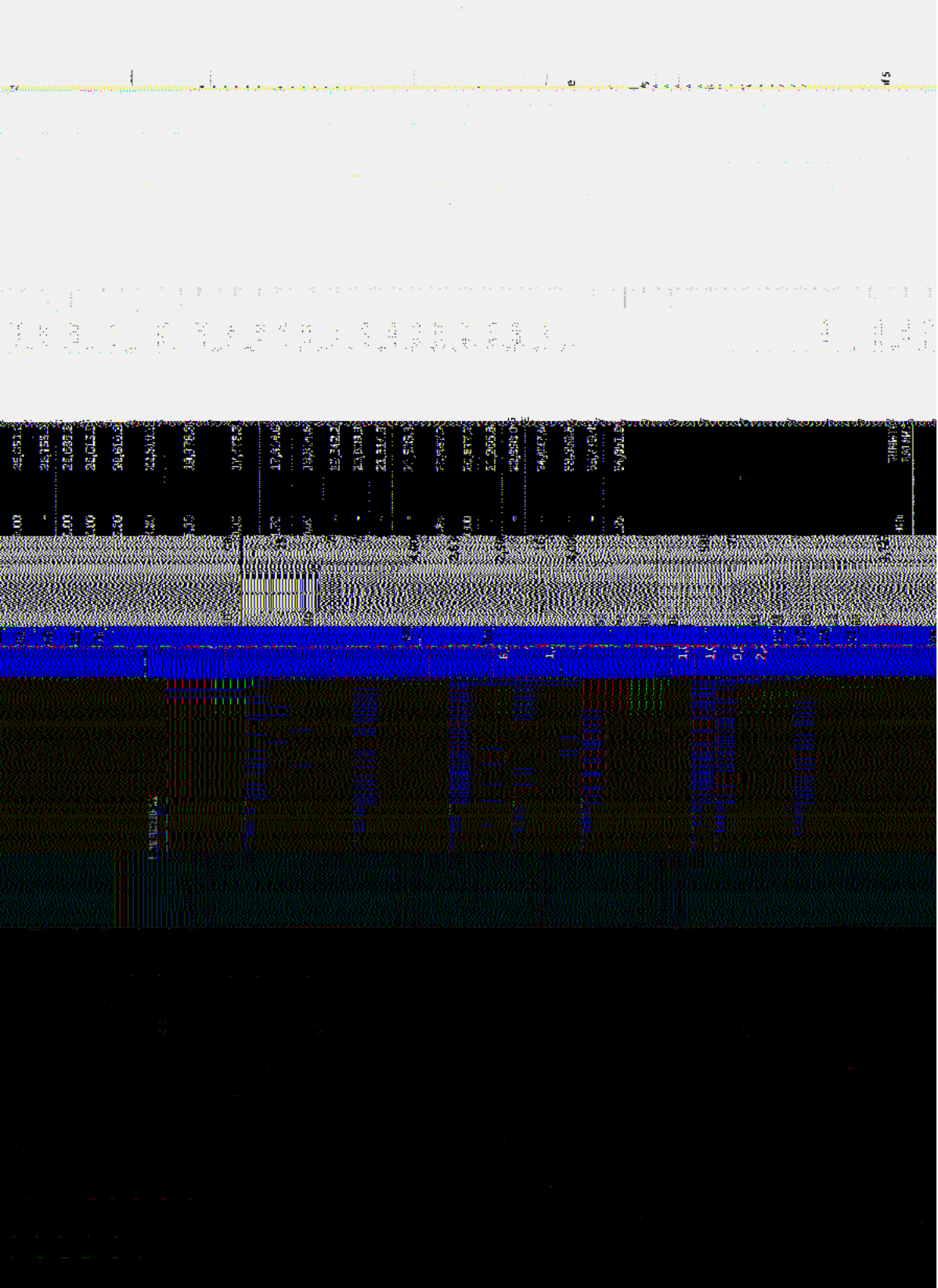
# Profit and Loss


Oxley College P&L

4	Sept 2024	Oct 2024	Nov 2024	Account	Jul 2024	Aug 2024
<b>Trading Income</b>						
	2.00	4,004.00	0.00	Athletic Dept	0.00	001.50
<b>Other Income</b>						
<b>Operating Expenses</b>						
				Administrative Expenses	1,111.00	890.00
				Marketing Expenses	1,111.00	890.00
				Facilities Expenses	1,111.00	890.00
				Professional Fees	1,111.00	890.00
				Travel Expenses	1,111.00	890.00
				Utilities Expenses	1,111.00	890.00
				Insurance Expenses	1,111.00	890.00
				Depreciation Expenses	1,111.00	890.00
				Interest Expenses	1,111.00	890.00
				Income Tax Expenses	1,111.00	890.00
				Other Expenses	1,111.00	890.00
				<b>Net Profit</b>		
	(340.00)	747.00	744.44		6,652.88	4,008.46











The table at the top of the page is partially obscured by a large black redaction. Visible text includes the following fragments:

Year	Year	Year	Year
1	2	3	4



